

USING BEANSTACK



What is Beanstack?

Beanstack is the website and mobile application that is used for logging your reading and activities during the **SummerQuest Program**. Through this application, you can track your books, time spent reading, activities you've completed, and the **GO Union!** markers you've visited.

Why should I use Beanstack?

GO Union! is digital! While you have physical rubbing sheets and booklets, we will be tracking everyone's progress digitally through **Beanstack**, including our drawings for the five prize winners.

What if I don't have a phone or computer to log my hikes?

That is perfectly fine! Call or visit your local **Union County Library**, and a staff member can log the marker for you. Just have your rubbing sheet nearby so that staff can verify the marker for you!


Learn More

For additional instructions and more information about the **SummerQuest Program** and **GO Union!**, scan this QR Code or visit <http://unioncountylibraries.org/>




Getting Started on the Beanstack Tracker App

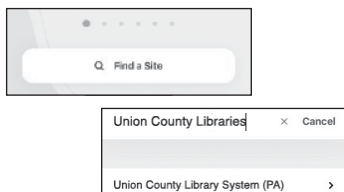
1. Download the **Beanstack Tracker App** to your smartphone from the **Google Play Store** or the **Apple Store**.




2. Launch the app and press the blue **Find your school or library** button. (**Please note:** Do not select "Beanstack Go." You will not find **GO Union** activities here.)



3. Select **Find a Site**, search for **Union County Library System (PA)**, and select this.



4. Log into **Beanstack** with an existing username and password, or select **Sign Up!** to create a new account. If you forgot your username or password, contact your local library for assistance.



USING BEANSTACK

Having trouble logging in? Contact your local **Union County Library**.

Once you are logged in, you can access all of the functions of the app, including:

- Registering for the **SummerQuest Reading Program**
- Tracking **GO Union!** park posts
- Viewing statistics about your reading
- Tracking time and books and writing reviews

Tip: If you are logging parks for multiple children, create an account under the parent/guardian's name and select **Add a Reader** multiple times until all the children are under the account.

How to log your Markers (park posts) in Beanstack

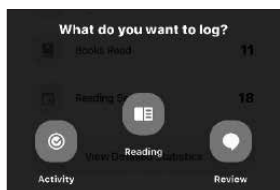
Congratulations! You've found one of the 9 markers! Now you can digitally track your progress and unlock virtual badges! on **Beanstack**. You'll need your rubbing sheet nearby to complete logging the markers.

Follow these steps to track your progress:

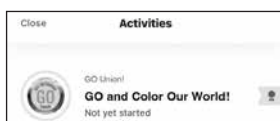
1. Open your **Beanstack Tracker App** and log in.
2. Register for **SummerQuest** (if you haven't yet done so).




- a. Tap the **Discover** icon from the bottom of the screen.
- b. Locate the **2025 Get Outdoors (GO) Union!** program and tap the **Register** button.



3. Tap the blue + (plus) button at the bottom of the screen to add to your log. Next, tap the **Activity** icon.



4. If you have multiple **Beanstack** users on one account, all names will appear. Select the name of the person for whom you would like to log the activity, and press **Choose Reader**.



5. The list of all available activities will appear, based on what programs that reader is enrolled in. Tap the activity for your marker (post).
6. Use your rubbing sheet to find the secret code for this marker (post) below the rubbing. Enter the secret code and **save** your answer.
7. Points and badges will be awarded to you as you identify more markers!

Remember, the more park posts you identify, the more chances you'll receive to win one of the five prizes! For more information about using **Beanstack** and all of the **Color Our World!** activities, visit <https://unioncountylibraries.org/summerquest/>